



Problem Gambling Prevention (AD80) Annual Report for the period:  
July 1, 2008 through June 30, 2009

Region: **Lane County**

Agency Information

Name: **Lane County Health & Human Services**

Agency Address: **125 E. 8th Avenue**

City, State, Zip: **Eugene, OR 97401**

Phone: **541.682.4035**

Fax: **541.682.3804**

Agency Director: **Rob Rockstroh**

Problem Gambling Prevention Program

Coordinator/Contact: **Julie Hynes**

Phone: **541.682.3928**

E-mail Address: **julie.hynes@co.lane.or.us**

Fiscal Issues

Contact Person: **Ann Becker**

Phone: **541.682.4277**

E-mail Address: **ann.becker@co.lane.or.us**

## **Problem Gambling Prevention Annual Report**

I. Overall Assessment: referring to your approved implementation plan for this reporting period, please answer the following questions:

**1. Which of your listed objectives/activities do you consider to have been the most successful and why (briefly)?**

The University of Oregon Problem Gambling Awareness Project (PGAP) has become a very successful venture in forging partnerships at the university and development of age and education appropriate materials. Additionally, our program's "Deal or No Dice" PowerPoint presentation (based on the popular television game show "Deal or No Deal") received very positive feedback among the wide variety of presentation participants (see Exhibits section for evaluations). Another project well received continues to be the material our program provides online, including Lane County Problem Gambling Prevention website, in addition to the newly developed Problem Gambling Services website for prevention/outreach providers.

**2. Which objectives/activities that you had planned did not work out as you had hoped or expected, and why?**

One objective left incomplete was the guest opinion article for the college newspaper, a component of the University of Oregon Problem Gambling Awareness Project (PGAP).

We encountered timing delays with initiating the intergovernmental agreement for the University of Oregon for the Problem Gambling Awareness Project. Due to the delays, the project began a few months later than we hoped. Consequently, and also due to additional funding being available for next fiscal year, we did not perform the post-project student survey as expected in June 2009 and will conduct the survey in June 2010. We believe the later survey date will help demonstrate project outcomes with more accuracy.

**3. What overall challenges/obstacles did you encounter?**

Our primary challenge this year was lower participation among the Problem Gambling Advisory Committee. While feedback was very positive per our annual survey (see Exhibits), members expressed challenges in being able to attend meetings (time/schedule constraints were the primary reason members were unable to attend). Resultantly, our local Problem Gambling Advisory Committee is now working on becoming a formal part of the Lane County Mental Health Advisory Committee/Local Alcohol & Drug Planning Committee to advance the issue of problem gambling on a larger level.

**4. What factors were in place that contributed to your success?**

Lanecounty.org/prevention/gambling website:

The Lane County Problem Gambling Prevention website received 29,701 visits (more distinct than counting web “hits”) during FY08-09, an average of 2,475 distinct visits per month. The site was a major asset in helping us distribute information and build connections with community and regional partners, schools, and community members alike.

State staff support:

PGS staff, particularly Wendy Hausotter, continued to be readily available for any technical assistance requested, in addition to helping forge relationships on a statewide level. These pieces were valuable to us locally, as we worked to navigate planning and implementation on a local level.

Poster search:

PGS distribution of the 2009 Problem Gambling Awareness calendars and support of publicizing the 2009 Problem Gambling Awareness poster search was a considerable asset to our efforts. In Lane County, the poster search was again very successful at both continuing school connections and fostering in-roads with schools.

**5. How could we provide you with improved support at the state level?**

State prevention support has enhanced greatly over the last biennium. Continue to provide statewide problem gambling prevention staff, and support us regionally with funding, state awareness efforts, and technical assistance. Enhancing our knowledge base of current trends in gambling, prevention, & networking opportunities via trainings and online resources (journal articles, updates, etc.) continue to be helpful.

In terms of improved support, one area that our program has lacked success is relationship building with the tribes. While some of the communication of our program with the Confederated Tribes of the Coos, Lower Umpqua, and Siuslaw Indians has been positive, we have yet to develop a consistent relationship with the tribes, who operate the Three Rivers Casino. Our impression is that, while we are not “anti-gambling,” the tribes may be skeptical about our intentions. We appreciate the plans that PGS has in terms of increased statewide commitment with the tribes to addressing problem gambling.

**II. Provide electronic copies of at least 3 example products that you developed or used during this reporting period (PSAs, handouts, brochures, PowerPoints, press releases, etc.)**

Please see Exhibits, Section A.

**III. Please summarize all completed program activities using the table below:**

*Important:* For activities that fall into more than one category choose the category that best describes the activity. This recording process will avoid over-counting of total numbers served while giving credit for conducting different types of prevention services.

- If the activity involves media, please list number in terms of circulation, viewership, etc.

**[NOTE: We used SAMHSA/CSAP’s Minimum Data Set in place of the example table.]**

SAMHSA/CSAP’s Minimum Data Set (MDS) Summary of A&D 80 Services Delivered Sorted by Service Population   July 1, 2008 – June 25, 2009 (Hynes, J.)								
UNIQUE SERVICE POP	GROUP DESC	UNIQUE SERVICE TYPE	SERVICE DATE	SERVICE TYPE DESC	STRATEGY	UNIT COUNT	TOTAL PRESENT	ATTACHED AS EXHIBIT
<b>Civic Groups/ Coalitions (SP02)</b>	UO Project: SAPT meeting	Community Team Activities (STC05)	10/7/2008	Community Team Activities	Comm Proc	1	0	
	UO Project: SAPT meeting	Formal Community Teams (STC04)	10/7/2008	Formal Community Teams	Comm Proc	1	0	
	UO Project: SAPT meeting	Formal Community Teams (STC04)	11/4/2008	Formal Community Teams	Comm Proc	1	0	
	UO Project: SAPT meeting	Formal Community Teams (STC04)	12/2/2008	Formal Community Teams	Comm Proc	1	0	
	UO Project: SAPT meeting	Public Policy Efforts (STV06)	12/2/2008	Public Policy Efforts	Env/ Policy	1	0	

**SAMHSA/CSAP's Minimum Data Set (MDS) Summary of A&D 80 Services Delivered  
Sorted by Service Population | July 1, 2008 – June 25, 2009 (Hynes, J.)**

UNIQUE SERVICE POP	GROUP DESC	UNIQUE SERVICE TYPE	SERVICE DATE	SERVICE TYPE DESC	STRATEGY	UNIT COUNT	TOTAL PRESENT	ATTACHED AS EXHIBIT
	UO Project: SAPT meeting	Systematic Planning Services (STC10)	10/7/2008	Systematic Planning Services	Comm Proc	0	12	
	UO Project: PGAC meeting	Systematic Planning Services (STC10)	11/4/2008	Systematic Planning Services	Comm Proc	0	6	
	SAPT	Systematic Planning Services (STC10)	11/4/2008	Systematic Planning Services	Comm Proc	0	9	
	PGAC/ TFLC collaboration	Systematic Planning Services (STC10)	11/13/2008	Systematic Planning Services	Comm Proc	0	2	
	UO Project: SAPT meeting	Systematic Planning Services (STC10)	1/13/2009	Systematic Planning Services	Comm Proc	0	10	
	PGAP - Parker: SAPT	Systematic Planning Services (STC10)	3/3/2009	Systematic Planning Services	Comm Proc	0	10	
	Problem Gambling Advisory Committee Meeting	Technical Assistance Services (STC08)	7/8/2008	Technical Assistance Services	Comm Proc	0	5	Yes, or <a href="#">click here</a>
	Problem Gambling Advisory Committee Meeting	Technical Assistance Services (STC08)	8/5/2008	Technical Assistance Services	Comm Proc	0	4	''''
	Problem Gambling Advisory Committee	Technical Assistance Services (STC08)	11/4/2008	Technical Assistance Services	Comm Proc	0	6	''''

SAMHSA/CSAP's Minimum Data Set (MDS) Summary of A&D 80 Services Delivered Sorted by Service Population   July 1, 2008 – June 25, 2009 (Hynes, J.)								
UNIQUE SERVICE POP	GROUP DESC	UNIQUE SERVICE TYPE	SERVICE DATE	SERVICE TYPE DESC	STRATEGY	UNIT COUNT	TOTAL PRESENT	ATTACHED AS EXHIBIT
	Problem Gambling Advisory Committee	Technical Assistance Services (STC08)	1/13/2009	Technical Assistance Services	Comm Proc	0	6	""
	Problem Gambling Advisory Committee	Technical Assistance Services (STC08)	1/13/2009	Technical Assistance Services	Comm Proc	0	6	""
	Problem Gambling Advisory Committee	Technical Assistance Services (STC08)	2/3/2009	Technical Assistance Services	Comm Proc	0	3	""
	PGAP Team	Technical Assistance Services (STC08)	3/18/2009	Technical Assistance Services	Comm Proc	0	3	
	Problem Gambling Advisory Committee	Technical Assistance Services (STC08)	4/7/2009	Technical Assistance Services	Comm Proc	0	4	""
	MHAC - PGAC discussion	Technical Assistance Services (STC08)	6/25/2009	Technical Assistance Services	Comm Proc	0	14	
<b>College Students (SP03)</b>	OPGAW Activity - UO	Community Team Activities (STC05)	3/4/2009	Community Team Activities	Comm Proc	1	0	
	UO PG Project Team	Formal Community Teams (STC04)	8/12/2008	Formal Community Teams	Comm Proc	1	0	
	OPGAW Activity - UO	Formal Community Teams (STC04)	3/4/2009	Formal Community Teams	Comm Proc	1	0	

**SAMHSA/CSAP's Minimum Data Set (MDS) Summary of A&D 80 Services Delivered  
Sorted by Service Population | July 1, 2008 – June 25, 2009 (Hynes, J.)**

UNIQUE SERVICE POP	GROUP DESC	UNIQUE SERVICE TYPE	SERVICE DATE	SERVICE TYPE DESC	STRATEGY	UNIT COUNT	TOTAL PRESENT	ATTACHED AS EXHIBIT
	UO Project: Meeting w/ad team prof D. Morris	Media Campaigns Distributed (STN16)	1/6/2009	Media Campaigns Distributed	Info Dissem	3	0	
	UO Project: Ad team meeting	Media Campaigns Distributed (STN16)	1/15/2009	Media Campaigns Distributed	Info Dissem	12	0	
	PGAP - Parker: Ad Team Campaign Devel	Media Campaigns Distributed (STN16)	1/20/2009	Media Campaigns Distributed	Info Dissem	1	0	
	PGAP - Parker: Ad Team Media Campaign De	Media Campaigns Distributed (STN16)	2/17/2009	Media Campaigns Distributed	Info Dissem	1	0	
	PGAP - Parker: Ad Team Meeting	Original A/V Material Developed (STN04)	2/17/2009	Original A/V Material Developed	Info Dissem	1	0	
	PGAP - Parker: Ad Team Written Mater.	Original A/V Material Developed (STN04)	2/17/2009	Original A/V Material Developed	Info Dissem	1	0	
	PGAP - Parker: Ad Team- Material Devel	Original A/V Material Developed (STN04)	2/24/2009	Original A/V Material Developed	Info Dissem	1	0	
	PGAP - Parker: Ad Team- Material Devel	Original A/V Material Developed (STN04)	3/10/2009	Original A/V Material Developed	Info Dissem	1	0	
	PGAP - Parker: Web Developer interview	Original A/V Material Developed (STN04)	5/30/2009	Original A/V Material Developed	Info Dissem	1	0	

**SAMHSA/CSAP's Minimum Data Set (MDS) Summary of A&D 80 Services Delivered  
Sorted by Service Population | July 1, 2008 – June 25, 2009 (Hynes, J.)**

UNIQUE SERVICE POP	GROUP DESC	UNIQUE SERVICE TYPE	SERVICE DATE	SERVICE TYPE DESC	STRATEGY	UNIT COUNT	TOTAL PRESENT	ATTACHED AS EXHIBIT
	PGAP - Parker: Graphic designer – material devel	Original A/V Material Developed (STN04)	6/9/2009	Original A/V Material Developed	Info Dissem	1	0	
	PGAP - Parker: Promot items devel	Original A/V Material Developed (STN04)	6/11/2009	Original A/V Material Developed	Info Dissem	1	0	
	UO Project: Materials dissemination	Printed Material Disseminated (STN11)	10/28/2008	Printed Material Disseminated	Info Dissem	100	0	
	UO Project: Meeting w/ad team prof D. Morri	Printed Material Disseminated (STN11)	1/6/2009	Printed Material Disseminated	Info Dissem	3	0	
	UO Project: Ad team meeting	Printed Material Disseminated (STN11)	1/15/2009	Printed Material Disseminated	Info Dissem	12	0	
	OPGAW Rally at UO	Printed Material Disseminated (STN11)	3/4/2009	Printed Material Disseminated	Info Dissem	500	0	
	UO Addictive Behaviors Course	Speaking Engagements (STN17)	11/12/2008	Speaking Engagements	Info Dissem	0	31	
	UO Addictive Behaviors Course	Speaking Engagements (STN17)	11/16/2008	Speaking Engagements	Info Dissem	0	13	
	U of O Presentation	Speaking Engagements (STN17)	2/5/2009	Speaking Engagements	Info Dissem	0	18	
	PGAP - Parker: PG SAPP Seminar	Speaking Engagements (STN17)	2/15/2009	Speaking Engagements	Info Dissem	0	80	

**SAMHSA/CSAP's Minimum Data Set (MDS) Summary of A&D 80 Services Delivered  
Sorted by Service Population | July 1, 2008 – June 25, 2009 (Hynes, J.)**

UNIQUE SERVICE POP	GROUP DESC	UNIQUE SERVICE TYPE	SERVICE DATE	SERVICE TYPE DESC	STRATEGY	UNIT COUNT	TOTAL PRESENT	ATTACHED AS EXHIBIT
	UO Presentation - Problem Gambling	Speaking Engagements (STN17)	2/17/2009	Speaking Engagements	Info Dissem	0	34	
	PGAP - Parker: Dorm Presentation	Speaking Engagements (STN17)	2/26/2009	Speaking Engagements	Info Dissem	0	60	
	OPGAW Rally at UO	Speaking Engagements (STN17)	3/4/2009	Speaking Engagements	Info Dissem	0	100	
	UO - Addictive Behaviors Course	Speaking Engagements (STN17)	6/17/2009	Speaking Engagements	Info Dissem	0	19	
	UO Project: Ad team meeting	Systematic Planning Services (STC10)	1/15/2009	Systematic Planning Services	Comm Proc	0	4	
	UO Project Plan	Technical Assistance Services (STC08)	8/28/2008	Technical Assistance Services	Comm Proc	0	2	
	UO PG Project	Technical Assistance Services (STC08)	10/1/2008	Technical Assistance Services	Comm Proc	0	3	
	UO PG Project	Technical Assistance Services (STC08)	10/10/2008	Technical Assistance Services	Comm Proc	0	3	
	UO PG Project	Technical Assistance Services (STC08)	10/29/2008	Technical Assistance Services	Comm Proc	0	2	
	No Group Name Entered	Technical Assistance Services (STC08)	11/19/2008	Technical Assistance Services	Comm Proc	0	3	

**SAMHSA/CSAP's Minimum Data Set (MDS) Summary of A&D 80 Services Delivered  
Sorted by Service Population | July 1, 2008 – June 25, 2009 (Hynes, J.)**

UNIQUE SERVICE POP	GROUP DESC	UNIQUE SERVICE TYPE	SERVICE DATE	SERVICE TYPE DESC	STRATEGY	UNIT COUNT	TOTAL PRESENT	ATTACHED AS EXHIBIT
	UO PG Project	Technical Assistance Services (STC08)	12/31/2008	Technical Assistance Services	Comm Proc	0	2	
	PGAP meeting	Technical Assistance Services (STC08)	1/20/2009	Technical Assistance Services	Comm Proc	0	2	
	PGAP meeting	Technical Assistance Services (STC08)	1/29/2009	Technical Assistance Services	Comm Proc	0	2	
	PGAP meeting	Technical Assistance Services (STC08)	2/4/2009	Technical Assistance Services	Comm Proc	0	3	
	PGAP meeting	Technical Assistance Services (STC08)	2/11/2009	Technical Assistance Services	Comm Proc	0	3	
	UO student interview: crime & PG	Technical Assistance Services (STC08)	2/12/2009	Technical Assistance Services	Comm Proc	0	1	
	UO student interview: PG	Technical Assistance Services (STC08)	2/13/2009	Technical Assistance Services	Comm Proc	0	1	
	UO student interview	Technical Assistance Services (STC08)	2/17/2009	Technical Assistance Services	Comm Proc	0	1	
	PGAP - Parker: RA Training/Planning	Technical Assistance Services (STC08)	2/18/2009	Technical Assistance Services	Comm Proc	0	3	

SAMHSA/CSAP's Minimum Data Set (MDS) Summary of A&D 80 Services Delivered Sorted by Service Population   July 1, 2008 – June 25, 2009 (Hynes, J.)								
UNIQUE SERVICE POP	GROUP DESC	UNIQUE SERVICE TYPE	SERVICE DATE	SERVICE TYPE DESC	STRATEGY	UNIT COUNT	TOTAL PRESENT	ATTACHED AS EXHIBIT
	PGAP: TA to coordinator	Technical Assistance Services (STC08)	2/24/2009	Technical Assistance Services	Comm Proc	0	2	
	UO student interview: PG & gambling cour	Technical Assistance Services (STC08)	4/14/2009	Technical Assistance Services	Comm Proc	0	1	
	PGAP – Parker: student interview research project	Technical Assistance Services (STC08)	5/8/09	Technical Assistance Services	Comm Proc	0	2	
	UO Project: Ad team meeting	Training Services (STC06)	1/15/2009	Training Services	Comm Proc	0	4	
	PGAP – Parker: Student Life Dir - policy	Public Policy Efforts (STV06)	5/22/09	Public Policy Efforts	Env/ Policy	1	0	
<b>General Population (SP10)</b>	Prevention Program Brochure Developed	Community Team Activities (STC05)	1/6/2009	Community Team Activities	Comm Proc	1	0	
	OPGAW Media Advisory	Media Campaigns Distributed (STN16)	3/3/2009	Media Campaigns Distributed	Info Dissem	1	0	
	PG PSAs (Youth) on EARS stations	Media Campaigns Distributed (STN16)	6/3/2009	Media Campaigns Distributed	Info Dissem	1083 spots; 10,000+ listeners hip	0	
	LTD Transit Ad-- Lost to Addiction	Original PSAs Developed (STN08)	9/29/2008	Original PSAs Developed	Info Dissem	1	0	

**SAMHSA/CSAP's Minimum Data Set (MDS) Summary of A&D 80 Services Delivered  
Sorted by Service Population | July 1, 2008 – June 25, 2009 (Hynes, J.)**

UNIQUE SERVICE POP	GROUP DESC	UNIQUE SERVICE TYPE	SERVICE DATE	SERVICE TYPE DESC	STRATEGY	UNIT COUNT	TOTAL PRESENT	ATTACHED AS EXHIBIT
	Prevention Services Website new content	Original Written Material Developed (STN05)	7/24/2008	Original Written Material Developed	Info Dissem	5	0	
	OPGAW Guest Ed in Register-Guard	Periodicals Disseminated (STN13)	3/4/2009	Periodicals Disseminated	Info Dissem	1* (174,000 print 20,000 Online)	0	
	Prevention Program Website Visits (PG)	Printed Material Disseminated (STN11)	7/31/2008	Printed Material Disseminated	Info Dissem	2034	0	
	Prevention Program Website Visits (PG)	Printed Material Disseminated (STN11)	8/31/2008	Printed Material Disseminated	Info Dissem	2025	0	
	Prevention Program Website Visits (PG)	Printed Material Disseminated (STN11)	9/30/2008	Printed Material Disseminated	Info Dissem	2380	0	
	Prevention Program Website Visits (PG)	Printed Material Disseminated (STN11)	10/31/2008	Printed Material Disseminated	Info Dissem	2808	0	
	Prevention Program Website Visits (PG)	Printed Material Disseminated (STN11)	11/30/2008	Printed Material Disseminated	Info Dissem	2808	0	
	Prevention Program Website Visits	Printed Material Disseminated (STN11)	11/30/2008	Printed Material Disseminated	Info Dissem	3616	0	

**SAMHSA/CSAP's Minimum Data Set (MDS) Summary of A&D 80 Services Delivered  
Sorted by Service Population | July 1, 2008 – June 25, 2009 (Hynes, J.)**

UNIQUE SERVICE POP	GROUP DESC	UNIQUE SERVICE TYPE	SERVICE DATE	SERVICE TYPE DESC	STRATEGY	UNIT COUNT	TOTAL PRESENT	ATTACHED AS EXHIBIT
	Prevention Program Website Visits (PG)	Printed Material Disseminated (STN11)	12/31/2008	Printed Material Disseminated	Info Dissem	2332	0	
	Prevention Program Website Visits (PG)	Printed Material Disseminated (STN11)	1/31/2009	Printed Material Disseminated	Info Dissem	1908	0	
	Prevention Program Website Visits (PG)	Printed Material Disseminated (STN11)	2/28/2009	Printed Material Disseminated	Info Dissem	2563	0	
	Prevention Program Website Visits (PG)	Printed Material Disseminated (STN11)	3/31/2009	Printed Material Disseminated	Info Dissem	3046	0	
	Prevention Program Website Visits (PG)	Printed Material Disseminated (STN11)	4/30/2009	Printed Material Disseminated	Info Dissem	2900	0	
	Prevention Program Website Visits (PG)	Printed Material Disseminated (STN11)	5/31/2009	Printed Material Disseminated	Info Dissem	2672	0	
	Prevention Program Website Visits (PG)	Printed Material Disseminated (STN11)	6/30/2009	Printed Material Disseminated	Info Dissem	1811	0	
	Media Advisory for PGAD	PSAs Disseminated (STN14)	9/29/2008	PSAs Disseminated	Info Dissem	1	0	
	LTD Transit Ad - DISSEM- 5 buses	PSAs Disseminated (STN14)	9/29/2008	PSAs Disseminated	Info Dissem	5	0	
	Lottery Commission re: Video lottery	Public Policy Efforts (STV06)	9/19/2008	Public Policy Efforts	Env/ Policy	1	0	

SAMHSA/CSAP's Minimum Data Set (MDS) Summary of A&D 80 Services Delivered Sorted by Service Population   July 1, 2008 – June 25, 2009 (Hynes, J.)								
UNIQUE SERVICE POP	GROUP DESC	UNIQUE SERVICE TYPE	SERVICE DATE	SERVICE TYPE DESC	STRATEGY	UNIT COUNT	TOTAL PRESENT	ATTACHED AS EXHIBIT
	Media: KVAL Interview on PG	Speaking Engagements (STN17)	4/4/2009	Speaking Engagements	Info Dissem	0	2	Yes, or <a href="#">Click for story</a>
	Media: KMTR Interview on PG	Speaking Engagements (STN17)	4/14/2009	Speaking Engagements	Info Dissem	0	2	Yes, or <a href="#">Click for story</a>
<b>Government/ Elected Officials (SP08)</b>	Mental Health Advisory Committee	Speaking Engagements (STN17)	6/25/2009	Speaking Engagements	Info Dissem	0	14	
<b>Health Professionals (SP11)</b>	Materials for physicians	Printed Material Disseminated (STN11)	1/16/2009	Printed Material Disseminated	Info Dissem	50	0	
	PGAP - Parker: Counseling Ctr Presentati	Speaking Engagements (STN17)	1/29/2009	Speaking Engagements	Info Dissem	0	30	
<b>High School Students (SP12)</b>	Middle School Problem Gambling Prev	Speaking Engagements (STN17)	10/17/2008	Speaking Engagements	Info Dissem	0	19	
	Middle School Problem Gambling Prev	Speaking Engagements (STN17)	10/17/2008	Speaking Engagements	Info Dissem	0	21	
	Middle School Problem Gambling Prev	Speaking Engagements (STN17)	11/19/2008	Speaking Engagements	Info Dissem	0	21	
	U of O Addictive Behaviors	Speaking Engagements (STN17)	5/12/2009	Speaking Engagements	Info Dissem	0	23	Yes, or <a href="#">Click here</a>
	High School Health - Problem Gambling	Speaking Engagements (STN17)	5/15/2009	Speaking Engagements	Info Dissem	0	23	
	High School Health - Problem Gambling	Speaking Engagements (STN17)	5/15/2009	Speaking Engagements	Info Dissem	0	19	

**SAMHSA/CSAP's Minimum Data Set (MDS) Summary of A&D 80 Services Delivered  
Sorted by Service Population | July 1, 2008 – June 25, 2009 (Hynes, J.)**

UNIQUE SERVICE POP	GROUP DESC	UNIQUE SERVICE TYPE	SERVICE DATE	SERVICE TYPE DESC	STRATEGY	UNIT COUNT	TOTAL PRESENT	ATTACHED AS EXHIBIT
<b>Middle School Students (SP14)</b>	Cascade MS - PG Prev	Printed Material Disseminated (STN11)	10/17/2008	Printed Material Disseminated	Info Dissem	60	0	
	Cascade MS - Health Fair - Booth	Printed Material Disseminated (STN11)	1/16/2009	Printed Material Disseminated	Info Dissem	80	0	
	Prob Gambling Prevention	Speaking Engagements (STN17)	10/21/2008	Speaking Engagements	Info Dissem	0	31	
	Prob Gambling Prevention	Speaking Engagements (STN17)	10/21/2008	Speaking Engagements	Info Dissem	0	16	
	Middle School Problem Gambling Prev	Speaking Engagements (STN17)	1/23/2009	Speaking Engagements	Info Dissem	0	25	
	Middle School Problem Gambling Prev	Speaking Engagements (STN17)	1/23/2009	Speaking Engagements	Info Dissem	0	27	
	Middle School Problem Gambling Prev	Speaking Engagements (STN17)	1/23/2009	Speaking Engagements	Info Dissem	0	21	
	Middle School Problem Gambling Prev	Speaking Engagements (STN17)	1/23/2009	Speaking Engagements	Info Dissem	0	29	
	Middle School Problem Gambling	Speaking Engagements (STN17)	2/6/2009	Speaking Engagements	Info Dissem	0	25	
	Middle School Problem Gambling	Speaking Engagements (STN17)	2/6/2009	Speaking Engagements	Info Dissem	0	26	
	Middle School Problem Gambling	Speaking Engagements (STN17)	3/31/2009	Speaking Engagements	Info Dissem	0	24	

**SAMHSA/CSAP's Minimum Data Set (MDS) Summary of A&D 80 Services Delivered  
Sorted by Service Population | July 1, 2008 – June 25, 2009 (Hynes, J.)**

UNIQUE SERVICE POP	GROUP DESC	UNIQUE SERVICE TYPE	SERVICE DATE	SERVICE TYPE DESC	STRATEGY	UNIT COUNT	TOTAL PRESENT	ATTACHED AS EXHIBIT
	Middle School Problem Gambling	Speaking Engagements (STN17)	3/31/2009	Speaking Engagements	Info Dissem	0	24	
	Middle School Prob Gambling Prev	Speaking Engagements (STN17)	4/3/2009	Speaking Engagements	Info Dissem	0	21	
	Middle School Prob Gambling Prev	Speaking Engagements (STN17)	4/3/2009	Speaking Engagements	Info Dissem	0	20	
	Middle School Prob Gambling Prev	Speaking Engagements (STN17)	4/3/2009	Speaking Engagements	Info Dissem	0	23	
	Middle School Prob Gambling Prev	Speaking Engagements (STN17)	4/3/2009	Speaking Engagements	Info Dissem	0	19	
	Middle School Prob Gambling Prev	Speaking Engagements (STN17)	4/3/2009	Speaking Engagements	Info Dissem	0	25	
	Middle School PG Poster Awards	Speaking Engagements (STN17)	4/24/2009	Speaking Engagements	Info Dissem	0	40	
<b>Ethnic Groups</b> Other (SP98)	SP- CentroLatino TA	Technical Assistance Services (STC08)	9/2/2008	Technical Assistance Services	Comm Proc	0	2	
	Spanish PSAs on La X (660 AM)	Media Campaigns Distributed (STN16)	6/2/2009	Media Campaigns Distributed	Info Dissem	200 spots; 10,000+ listeners hip	0	
	Latino providers PSA development	Original PSAs Developed (STN08)	5/15/2009	Original PSAs Developed	Info Dissem	2	0	
	Latino health fair PG materials dissem	Printed Material Disseminated (STN11)	3/25/2009	Printed Material Disseminated	Info Dissem	75	0	

SAMHSA/CSAP's Minimum Data Set (MDS) Summary of A&D 80 Services Delivered Sorted by Service Population   July 1, 2008 – June 25, 2009 (Hynes, J.)								
UNIQUE SERVICE POP	GROUP DESC	UNIQUE SERVICE TYPE	SERVICE DATE	SERVICE TYPE DESC	STRATEGY	UNIT COUNT	TOTAL PRESENT	ATTACHED AS EXHIBIT
	Latino providers PSA TA	Technical Assistance Services (STC08)	4/24/2009	Technical Assistance Services	Comm Proc	0	2	
	Latino providers PSA development TA	Technical Assistance Services (STC08)	5/15/2009	Technical Assistance Services	Comm Proc	0	5	
<b>Other (SP98)</b>	PGAP - Parker: Intern Training	Training Services (STC06)	1/26/2009	Training Services	Comm Proc	0	1	
<b>Parents/ Families (SP15)</b>	FRC Coordinators Meeting -- PG & SF	Speaking Engagements (STN17)	9/22/2008	Speaking Engagements	Info Dissem	0	8	
<b>Prevention/ Treatment Professionals (SP22)</b>	PGS Conference Call: OPGAW Planning	A/V Material Disseminated (STN10)	1/21/2009	A/V Material Disseminated	Info Dissem	1	0	
	PGS Conference Call - OPGAW	Community Team Activities (STC05)	3/18/2009	Community Team Activities	Comm Proc	1	0	
	UO Project: Student Life staff meeting	Formal Community Teams (STC04)	9/19/2008	Formal Community Teams	Comm Proc	1	0	
	UO Project: Health Center Staff meeting	Formal Community Teams (STC04)	10/3/2008	Formal Community Teams	Comm Proc	1	0	
	PGS All Committees Webinar	Formal Community Teams (STC04)	2/13/2009	Formal Community Teams	Comm Proc	1	0	
	PGS Prev Integration Team: Formation	Formal Community Teams (STC04)	2/17/2009	Formal Community Teams	Comm Proc	1	0	

**SAMHSA/CSAP's Minimum Data Set (MDS) Summary of A&D 80 Services Delivered  
Sorted by Service Population | July 1, 2008 – June 25, 2009 (Hynes, J.)**

UNIQUE SERVICE POP	GROUP DESC	UNIQUE SERVICE TYPE	SERVICE DATE	SERVICE TYPE DESC	STRATEGY	UNIT COUNT	TOTAL PRESENT	ATTACHED AS EXHIBIT
	PGS Guidance Team: Formation	Formal Community Teams (STC04)	4/14/2009	Formal Community Teams	Comm Proc	1	0	
	UO Project: Health Center Staff meeting	Original A/V Material Developed (STN04)	10/3/2008	Original A/V Material Developed	Info Dissem	1	0	
	UO Project: PGS college conference call	Original A/V Material Developed (STN04)	10/16/2008	Original A/V Material Developed	Info Dissem	1	0	
	UO Project: Counseling Center Staff	Original A/V Material Developed (STN04)	12/31/2008	Original A/V Material Developed	Info Dissem	1	0	
	PGS Website Development	Original A/V Material Developed (STN04)	1/30/2009	Original A/V Material Developed	Info Dissem	1	0	
	PGS Website Content Development	Original A/V Material Developed (STN04)	2/25/2009	Original A/V Material Developed	Info Dissem	1	0	
	PGS Web Content Development	Original A/V Material Developed (STN04)	3/31/2009	Original A/V Material Developed	Info Dissem	1	0	
	UO Project: Student Life staff meeting	Printed Material Disseminated (STN11)	9/19/2008	Printed Material Disseminated	Info Dissem	3	0	
	DHS Mini-Conf on Prevention - PG	Speaking Engagements (STN17)	1/15/2009	Speaking Engagements	Info Dissem	0	16	

**SAMHSA/CSAP's Minimum Data Set (MDS) Summary of A&D 80 Services Delivered  
Sorted by Service Population | July 1, 2008 – June 25, 2009 (Hynes, J.)**

UNIQUE SERVICE POP	GROUP DESC	UNIQUE SERVICE TYPE	SERVICE DATE	SERVICE TYPE DESC	STRATEGY	UNIT COUNT	TOTAL PRESENT	ATTACHED AS EXHIBIT
	PGS Prev Training:presenting new website	Speaking Engagements (STN17)	3/17/2009	Speaking Engagements	Info Dissem	0	33	
	Problem Gambling Training MH/Addictions	Speaking Engagements (STN17)	3/20/2009	Speaking Engagements	Info Dissem	0	16	
	Presentation to PGS Providers: Prev Acti	Speaking Engagements (STN17)	5/1/2009	Speaking Engagements	Info Dissem	0	65	
	Presentation: Western Reg Conf on PG	Speaking Engagements (STN17)	5/1/2009	Speaking Engagements	Info Dissem	0	26	
	Presentation: Spr Prev Coords Summit PGAP	Speaking Engagements (STN17)	5/6/2009	Speaking Engagements	Info Dissem	0	75	
	UO Project: PGS college conference call	Systematic Planning Services (STC10)	10/16/2008	Systematic Planning Services	Comm Proc	0	7	
	Conference Call w/ PGS- Team Formation	Systematic Planning Services (STC10)	10/18/2008	Systematic Planning Services	Comm Proc	0	9	
	PGAP - Parker: Emergence Meeting	Systematic Planning Services (STC10)	1/28/2009	Systematic Planning Services	Comm Proc	0	15	
	PGS Prev Integration Team Facilitation	Systematic Planning Services (STC10)	2/17/2009	Systematic Planning Services	Comm Proc	0	6	
	PGS Prev Integration Team Facilitation	Systematic Planning Services (STC10)	3/18/2009	Systematic Planning Services	Comm Proc	0	6	

**SAMHSA/CSAP's Minimum Data Set (MDS) Summary of A&D 80 Services Delivered  
Sorted by Service Population | July 1, 2008 – June 25, 2009 (Hynes, J.)**

UNIQUE SERVICE POP	GROUP DESC	UNIQUE SERVICE TYPE	SERVICE DATE	SERVICE TYPE DESC	STRATEGY	UNIT COUNT	TOTAL PRESENT	ATTACHED AS EXHIBIT
	PGS Prev Integration Team Facilitation	Systematic Planning Services (STC10)	4/14/2009	Systematic Planning Services	Comm Proc	0	6	
	4j SDFSA meeting	Systematic Planning Services (STC10)	4/17/2009	Systematic Planning Services	Comm Proc	0	5	
	PGS Prev Integration Team Facilitation	Systematic Planning Services (STC10)	5/19/2009	Systematic Planning Services	Comm Proc	0	5	
	ECPG Conf Call - Conf Planning	Technical Assistance Services (STC08)	12/19/2008	Technical Assistance Services	Comm Proc	0	3	
	TA for Prevention Website Tools	Technical Assistance Services (STC08)	1/14/2009	Technical Assistance Services	Comm Proc	0	4	
	PGAP: Team meeting	Technical Assistance Services (STC08)	2/11/2009	Technical Assistance Services	Comm Proc	0	3	
	PGS- Survey TA re: outreach & prevent	Technical Assistance Services (STC08)	3/6/2009	Technical Assistance Services	Comm Proc	0	2	
	PGS Guidance Team Meeting	Technical Assistance Services (STC08)	4/21/2009	Technical Assistance Services	Comm Proc	0	8	
	PGS Guidance Team Meeting	Technical Assistance Services (STC08)	4/28/2009	Technical Assistance Services	Comm Proc	0	9	

SAMHSA/CSAP's Minimum Data Set (MDS) Summary of A&D 80 Services Delivered Sorted by Service Population   July 1, 2008 – June 25, 2009 (Hynes, J.)								
UNIQUE SERVICE POP	GROUP DESC	UNIQUE SERVICE TYPE	SERVICE DATE	SERVICE TYPE DESC	STRATEGY	UNIT COUNT	TOTAL PRESENT	ATTACHED AS EXHIBIT
	PGS Guidance Team Meeting	Technical Assistance Services (STC08)	5/5/2009	Technical Assistance Services	Comm Proc	0	9	
	PGS Guidance Team Meeting	Technical Assistance Services (STC08)	5/12/2009	Technical Assistance Services	Comm Proc	0	9	
	PGS Guidance Team Meeting	Technical Assistance Services (STC08)	5/19/2009	Technical Assistance Services	Comm Proc	0	5	
	PGAP: Team meeting	Technical Assistance Services (STC08)	5/28/2009	Technical Assistance Services	Comm Proc	0	3	
	PGAP: Team meeting	Technical Assistance Services (STC08)	6/3/2009	Technical Assistance Services	Comm Proc	0	3	
	TA on Deal/No Dice educational tool	Technical Assistance Services (STC08)	6/19/2009	Technical Assistance Services	Comm Proc	0	2	
	Email info/TA to N. Carolina PG director	Telephone/Email Info Requests Received (STN18)	4/8/2009	Telephone/Email Info Requests Received	Info Dissem	1	0	
	PGS website: Training of PGS providers	Training Services (STC06)	3/17/2009	Training Services	Comm Proc	0	33	
<b>Teachers/ Administrators/ Counselors (SP25)</b>	Middle School Health Teachers	Printed Material Disseminated (STN11)	12/3/2008	Printed Material Disseminated	Info Dissem	33	0	

<b>SAMHSA/CSAP's Minimum Data Set (MDS) Summary of A&amp;D 80 Services Delivered                      Sorted by Service Population   July 1, 2008 – June 25, 2009 (Hynes, J.)</b>								
UNIQUE SERVICE POP	GROUP DESC	UNIQUE SERVICE TYPE	SERVICE DATE	SERVICE TYPE DESC	STRATEGY	UNIT COUNT	TOTAL PRESENT	ATTACHED AS EXHIBIT
<b>TOTAL UNITS OR PRESENT</b>						35341	1462	

IV. Current FY Budget Expenditures: July 1, 2008 through June 30, 2009

Amount allocated:  <b>\$ 131,604</b>	Amount spent :  <b>\$ 121,649 *</b> <b>\$9,955 has been pre-approved by Problem Gambling Services as encumbered for an activity to be completed in Fall of 2009.</b>
--	---

V. Summary of Biennial Budget Expenditures: July 1, 2007 through June 30, 2009

Amount allocated:  <b>\$223,608</b>	Amount spent :  <b>\$213,653*</b> <b>\$9,955 has been pre-approved by Problem Gambling Services as encumbered for an activity to be completed in Fall of 2009.</b>
---	---

Hynes notes:

FY 08 Rev budget (per SICA on I:\Admin\Prevention\Budget\SICA.xls as of 7/8/09) \$92,004

FY 09 Rev budget (per SICA on I:\Admin\Prevention\Budget\SICA.xls as of 7/8/09) \$ 131,604

=

—

\$223,608

## **Exhibits**

### **Section A | Example Material**

- Transit Advertising
- Flyer
- News Release
- Guest Opinion
- Website Update
- Links to Other Example Material

### **Section B | Evaluations/Measures**

- Prevention Website Visit Tracking
- Middle School Evaluations Summary
- High School/College Evaluations Summary
- Problem Gambling Trainings Evaluation Summary
- Problem Gambling Advisory Committee Annual Survey Summary

## Transit Ad

*(created by Grey Forest Productions, photos courtesy Ronda Hatefi)*



## Media Stories *(Lane County coordinator portion not aired)*

KVAL Story Link: <http://www.kval.com/news/local/43006127.html>

KMTR Story Link: <http://www.kmtr.com/news/local/story/State-budget-cuts-take-aim-at-gambling-treatment/cCoX6JHJ6kC8pgozBeG8ZA.csp>

**Problem Gamblers Awareness Day Flyer** (created by Lane County H&HS using art from Grey Forest Productions & photos courtesy Ronda Hatefi)

# LOST to ADDICTION



**Bobby was only 28 yrs old**

**No Problem Gambler**



**Stands Alone**

**A gambling problem affects everyone in your life.**

**There is Hope and Help**

## 1877MYLIMIT.org

Treatment is Free • Confidential • & it Works



1877-my-limit 1877mylimit.org FREE and confidential help	1877-my-limit 1877mylimit.org FREE and confidential help	1877-my-limit 1877mylimit.org FREE and confidential help	1877-my-limit 1877mylimit.org FREE and confidential help	1877-my-limit 1877mylimit.org FREE and confidential help	1877-my-limit 1877mylimit.org FREE and confidential help	1877-my-limit 1877mylimit.org FREE and confidential help	1877-my-limit 1877mylimit.org FREE and confidential help	1877-my-limit 1877mylimit.org FREE and confidential help	1877-my-limit 1877mylimit.org FREE and confidential help
--	--	--	--	--	--	--	--	--	--

## News Release

[News](#) | [2009](#)

[< Previous](#)

[Next >](#)

### VISIT LANE COUNTY ONLINE AT

[HTTP://WWW.LANECOUNTY.ORG/NEWS/](http://www.lanecounty.org/news/)

### For current news and archives

For Immediate Release 03/03/09

## Lane County Advocates Work to Increase Awareness of Problem Gambling; Rally at University of Oregon Planned

**Visual/interview opportunity: 9:45 a.m., University of Oregon's EMU Amphitheatre**

*Contacts: Julie Hynes, Lane County Problem Gambling Prevention coordinator, 682-3928; Navit Parker, University of Oregon Problem Gambling Awareness Project coordinator, 346-0412*

Last year, Oregon's problem gambling treatment clients had the highest rate of suicidal thoughts on record, according to recent statistics from Oregon Problem Gambling Services. Almost half of all clients (48 percent) said they had seriously considered ending their lives within six months of entering problem gambling treatment.

Officials do not know the exact reason for the jump in suicidal ideation, although the slumping economy could be a factor.

Despite – and because of – the problem, advocates would like to raise community awareness that, even in these hard times, there is hope and help for problem gambling. To raise awareness, local advocates are holding a rally at the **University of Oregon's EMU Amphitheatre on Wednesday, March 4 at 9:45 a.m.**

The rally is being held at the university to not only help increase community awareness problem gambling, but also among college students, who tend to have higher rates of problem gambling than the general population.

"Most UO students are unfamiliar with the issue of college problem gambling," said Navit Parker, UO student and coordinator of the university's new Problem Gambling Awareness Project. "Because of this lack of awareness, the issue is neither validated nor understood."

Research shows that about one in 20 college students have a problem with gambling, said Julie Hynes, Lane County's problem gambling prevention coordinator, who is working with Parker on the UO project. University of Oregon's Problem Gambling Awareness Project is the first of its kind in Oregon. The project, housed within UO's Substance Abuse Prevention Program, aims to spread problem gambling awareness throughout campus and "create a supportive environment for problem gamblers seeking help and to help students to avoid developing a problem," said Parker.

Young adults tend to have high rates of depression and suicide, so reaching the community at a younger age could help them avoid serious troubles in the future – particularly during flagging economic times.

Michele Tantriella-Modell, director of Emergence Problem Gambling Counseling Services, said that help is available, and it is effective.

"Folks come into our program reporting they cannot control their gambling," said Tantriella-Modell. "After going through our program they have their lives back and are enjoying all the things they used to do before gambling was a problem. We have seen first hand how gambling treatment works."

Tantriella-Modell wants people to know that gambling treatment is free to all gamblers who want to stop or control their gambling. Treatment is also free to family members or anyone who is affected by gambling. Help is available by calling the 24-hour free helpline, 1877-MY-LIMIT (or online at [www.1877mylimit.org](http://www.1877mylimit.org)).

A map of the rally location and more information are available online at <http://www.lanecounty.org/prevention/gambling/OPGAW.htm>.

**Event participants include:**

Navit Parker, *Coordinator, UO Problem Gambling Awareness Project*

Ronda Hatefi, *Founder, Oregonians for Gambling Awareness Organization*

Julie Hynes, *Coordinator, Lane County Problem Gambling Prevention*

Michele Tantriella-Modell, *Director, Emergence Gambling Treatment Program*

**Background**

About 75,000 Oregonian adults have gambling problems (2.7 percent).

Consequences of problem gambling include more than just debt; families and jobs are often lost, and depression and alcohol or drug abuse is quite common among problem gamblers. In Oregon's gambling treatment facilities last year, one in 20 problem gamblers said they made an attempt on their lives in the six months leading up to treatment. About one in four problem gamblers in Oregon said they committed crimes to finance their gambling.

Despite the problem, there is hope and help for problem gamblers and their loved ones. Effective prevention and treatment programs are the most cost-effective way to mitigate problem gambling. The Emergence Meridian Gambling Treatment Program in Eugene offers free treatment services for anyone affected by gambling problems, including loved ones.

**Need help?**

Anyone concerned about possible gambling problems can receive free and confidential help by calling the 24-hour help line at 1-877-MY-LIMIT, or going online to [1877mylimit.org](http://1877mylimit.org).

###

**Amber Fossen**

Public Information Officer  
Lane County Government  
125 E. Eighth Ave.  
Eugene, Oregon 97401  
(541) 682.3718  
(541) 359.9143 (cell)

## Guest Opinion Piece



## Addicted gamblers have hope

BY JULIE HYNES AND PAT KELLISON

Appeared in print: Monday, March 2, 2009, page A9

When times are tough, as they are right now for all too many of us, sometimes one of the only things we have left to cling to is hope. Sometimes we cling to a means of escape. And sometimes we cling to both.

In Oregon's toughest economic crisis in memory, the state is in a position where it must preserve what is left of its ability to maximize revenue. You may have seen recent ads encouraging a "knight of fun" with the video lottery, or inviting you to play a new raffle game. Ads such as these are a direct response to the economic crisis that has left us wondering how we will pay for Oregon's necessities.

The state of Oregon relies on the lottery revenue for almost 10 percent of the entire general fund budget. Lottery revenues contribute more to the state budget than corporate taxes. Are the resources without risk? Of course they aren't.

A 2007 Oregon study says one in 37 residents has a gambling problem, and those problems affect at least six to 12 others. If you haven't yet run across a problem gambler, consider yourself one of a few.

An overwhelming majority (about 90 percent) of problem gamblers in gambling treatment last year were hooked on video poker or video "line games," which were introduced in 2005 to help boost state revenue. Half of problem gamblers (48 percent) said they seriously contemplated suicide, that number was way up from just the year before.

So much for hope.

That's the hard news. I'd like to share a story from Pat Kellison, a recovering gambler who has another angle. She wanted to share this open letter to her gambling. It's titled "Goodbye, Gambling, Goodbye":

"I thought you were my friend. When I was down and out, lonely or blue, I always sought my friend you. You were always there for me: bright lights, long nights, fun games and an immersion in the sights that made me forget my fears, provoked laughter instead of tears and numbed my brain from all the pain.

## Exhibits | Section A | Example Material

“I was so in awe of you that time flew no need to eat, no time to sleep, the payouts just ahead, another \$20 in the slot, no matter it’s the last I brought. An ATM is standing by, it won’t be long before I’m on a winning high.

“On the ride away from you, sanity returns anew. I’m broke, deflated, feeling bad and can’t understand what I just did. It makes no sense to continue to see you when indeed you make me blue. You weren’t a substance I could see, so you insidiously took control of me. The chemical composition of my brain you slowly changed. You became my source of dopamine, and I didn’t know how to intervene.

“I sought relief from Emergence, and they gave me back my belief in me! I now know what you do, and believe me, I am through you. You’re done, your stealth is gone and I am free.”

People like Pat found a way out. She’s one of the few who are willing to step forward and acknowledge this very silent addiction.

Fortunately, most people who choose to gamble don’t have problems. But for those few who do, it’s also fortunate that Oregon maintains its commitment to help problem gamblers and their loved ones.

The Oregon Lottery sends 1 percent of profits to the Problem Gambling Treatment Fund, which provides local, free and confidential help for gamblers and their loved ones. We are fortunate in Lane County to have the Emergence gambling treatment program, an award-winning program that also houses the toll-free, 24-hour state gambling help line, (877) MY-LIMIT.

If you’re going to play, stick to your budget and set a time limit. Don’t spend money you’ll need.

If anyone you know has taken gambling too far, there’s still help. Several treatment options are available for gamblers and loved ones at no cost through the help line or online at [1877mylimit.org](http://1877mylimit.org).

Oregon Problem Gambling Awareness Week is March 1-7. More information about the awareness week, including local efforts, can be found at [www.lanecounty.org/prevention](http://www.lanecounty.org/prevention). Even during these hard times, there’s still help and plenty of real hope.

*Pat Kellison has completed the women’s program at Emergence gambling treatment and is active in the Lane County Problem Gambling Advisory Committee. Julie Hynes is the problem gambling prevention coordinator with Lane County Health and Human Services.*

Enhanced Spanish-Language Problem Gambling Prevention site,  
<http://lanecounty.org/prevention/gambling/espanol>  
(screenshot of home page)



prevención del juego problemático | condado de lane, oregon  
hay esperanza. hay ayuda.

- enlaces**
- Definiciones y efectos
  - Señales de un problema
  - ¿Tiene un problema?
  - Para la familia: Ofrezca su ayuda
  - Jugar responsablemente
  - Videos
  - AYUDA GRATIS
  - Nuestro programa
  - Mapa del sitio



Aquí Ud. encuentra información y ayuda en cuanto al juego problemático.


Sepa que hay esperanza. Y hay ayuda. En Oregon, ayuda para los jugadores y sus familiares es completamente gratis.

El programa emergente provee servicios de tratamiento para el juego en el condado de Lane. **Lláme a 741.7107 para ayuda gratis y confidencial.**

Video: Juego de apuestas problemático



- folletos**
- ¿Jugando Demasiado? Existe Ayuda
  - ¿Hay Alguien A Quien Conozca Que Juega Demasiado? Ayúdele
  - Jugar Responsablemente--Cómo no



**Other examples of material:**

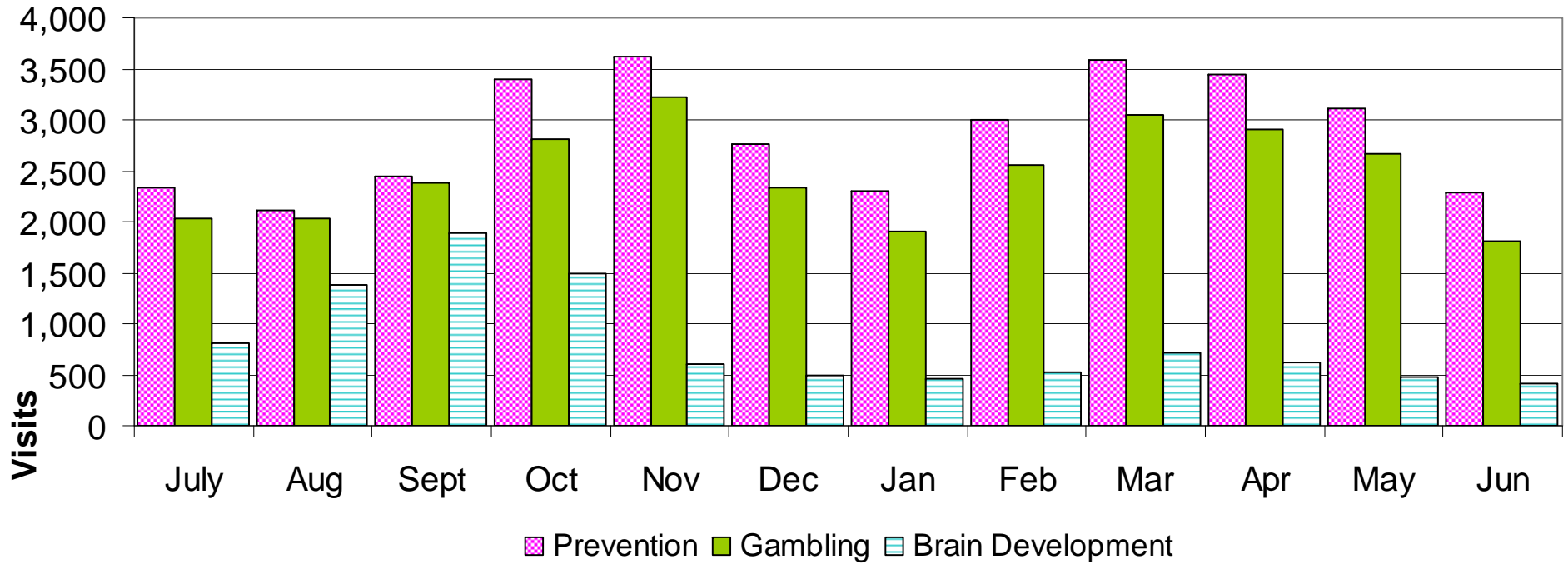
- Problem Gambling Prevention website for prevention/outreach providers:  
<http://www.lanecounty.org/prevention/PGS/default.htm>
- Problem Gambling Advisory Committee minutes:  
<http://www.lanecounty.org/prevention/gambling/pgac.htm>
- Newly developed or revised materials & presentations:
  - <http://www.lanecounty.org/prevention/gambling/media.htm>
  - <http://www.lanecounty.org/prevention/gambling/conf09.htm>
  - <http://www.lanecounty.org/prevention/gambling/pgap.htm>
  - <http://www.lanecounty.org/prevention/gambling/docs/UO-Addictive-Behaviors-09may.pdf>

*Additional materials and examples are available with our program coordinator upon request.*

Exhibits | Section B | Prevention Website Visit Tracking

	July	Aug	Sept	Oct	Nov	Dec	Jan	Feb	Mar	Apr	May	Jun	FY Totals
<b>Prevention</b>	2,335	2,119	2,445	3,393	3,616	2,754	2,301	2,999	3,582	3,440	3,118	2,282	<b>34,384</b>
<b>Gambling</b>	2,034	2,025	2,380	2,808	3,222	2,332	1,908	2,563	3,046	2,900	2,672	1,811	<b>29,701</b>
<b>Braindevelopment</b>	802	1,388	1,888	1,493	601	498	453	530	714	614	479	405	<b>9,865</b>
<b>Total</b>	<b>5,171</b>	<b>5,532</b>	<b>6,713</b>	<b>7,694</b>	<b>7,439</b>	<b>5,584</b>	<b>4,662</b>	<b>6,092</b>	<b>7,342</b>	<b>6,954</b>	<b>6,269</b>	<b>4,498</b>	<b>73,950</b>

**Lane County Prevention Websites  
Distinct Visits | July 2008 - June 2009**



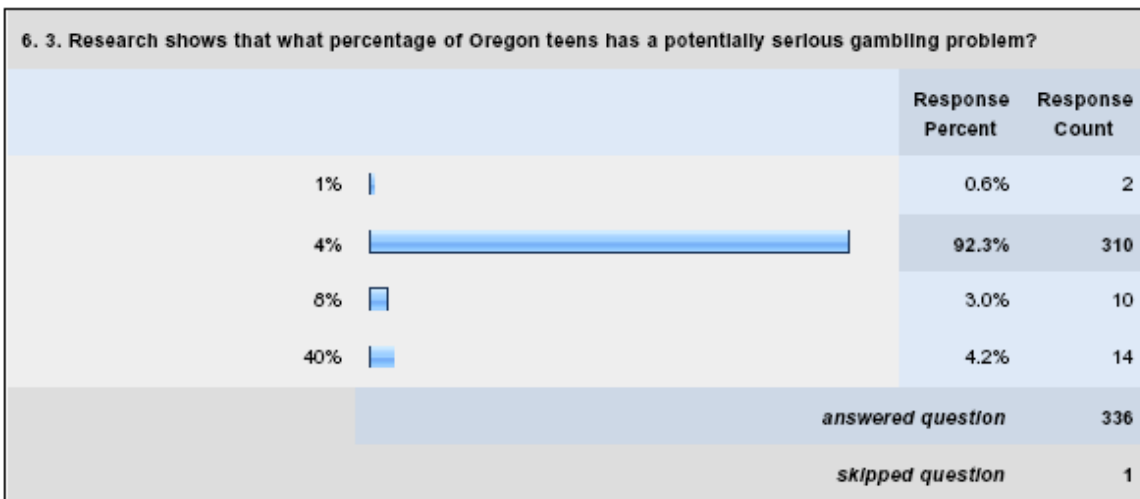
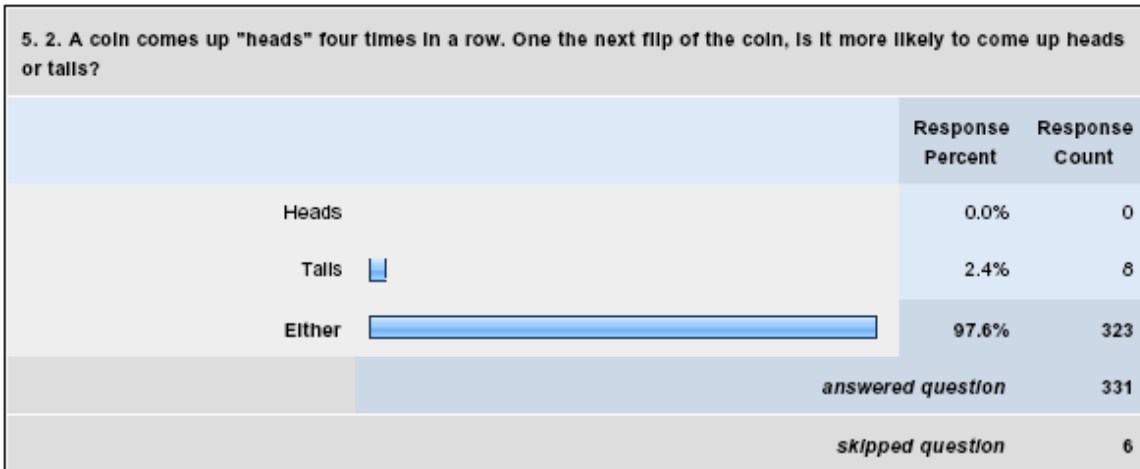
## Middle School Evaluation Summary (alternate formats available on request)





n=337

Conglomerated correct responses: 87%

4. 1. Which of the following would be considered "gambling":		
	Response Percent	Response Count
Playing a lotto scratch-off ticket <input type="checkbox"/>	3.6%	12
Placing a \$1 bet on a football team <input type="checkbox"/>	8.0%	27
Racing your friend home for a soda <input type="checkbox"/>	2.1%	7
All of these <input type="checkbox"/>	86.3%	290
	<i>answered question</i>	336
	<i>skipped question</i>	1





Exhibits | Section B | Middle School Evaluations Summary


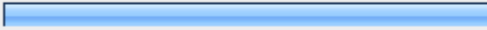




7. 4. Which would be most likely a sign of problem gambling behavior?		
	Response Percent	Response Count
Gambling to win money back that's been lost through gambling 	86.7%	286
Setting limits on time and money spent 	6.1%	20
Playing just for fun 	4.8%	16
Occasional poker playing with friends 	2.4%	8
<i>answered question</i>		330
<i>skipped question</i>		7

8. 5. What would NOT be a good way to get help for someone with a gambling problem?		
	Response Percent	Response Count
Call the 24-hour help line, 1-877-MY-LIMIT 	6.9%	23
Talk with the person and tell them you are concerned 	4.2%	14
Talk with a school counselor 	4.5%	15
Wait for the problem to go away 	84.3%	279
<i>answered question</i>		331
<i>skipped question</i>		6

Exhibits | Section B | Middle School Evaluations Summary

9. 6. Which of the following is LEAST likely to happen to you?		
	Response Percent	Response Count
Being struck by lightning 	10.9%	36
Winning or sharing Powerball jackpot 	76.6%	252
Getting hit and killed by parts falling from an airplane 	6.4%	21
Becoming a pro athlete 	6.1%	20
	<i>answered question</i>	329
	<i>skipped question</i>	8

10. Age:		
	Response Percent	Response Count
9-11 	5.3%	16
12-14 	92.7%	280
15-17 	1.7%	5
18-20	0.0%	0
21-24 	0.3%	1
	<i>answered question</i>	302
	<i>skipped question</i>	35

Exhibits | Section B | Middle School Evaluations Summary

11. Gender:			
		Response Percent	Response Count
Male		53.4%	159
Female		46.6%	139
<i>answered question</i>			298
<i>skipped question</i>			39

12. Ethnicity:			
		Response Percent	Response Count
White		75.7%	190
Asian		9.2%	23
Black		4.8%	12
Native American/Alaskan Indian		12.7%	32
Native Hawaiian or Pac. Islander		3.2%	8
<i>answered question</i>			251
<i>skipped question</i>			86

13. Hispanic:			
		Response Percent	Response Count
Yes		51.3%	78
No		48.7%	74
<i>answered question</i>			152
<i>skipped question</i>			185

## High School/College Evaluation Summary (alternate formats available on request)

**n=178** (Note: some older surveys with alternative questions were errantly disseminated by Lane County staff and had to be scrubbed, thereby resulting in increased number of “skipped question” responses.)

**Conglomerated correct responses: 89.6%**

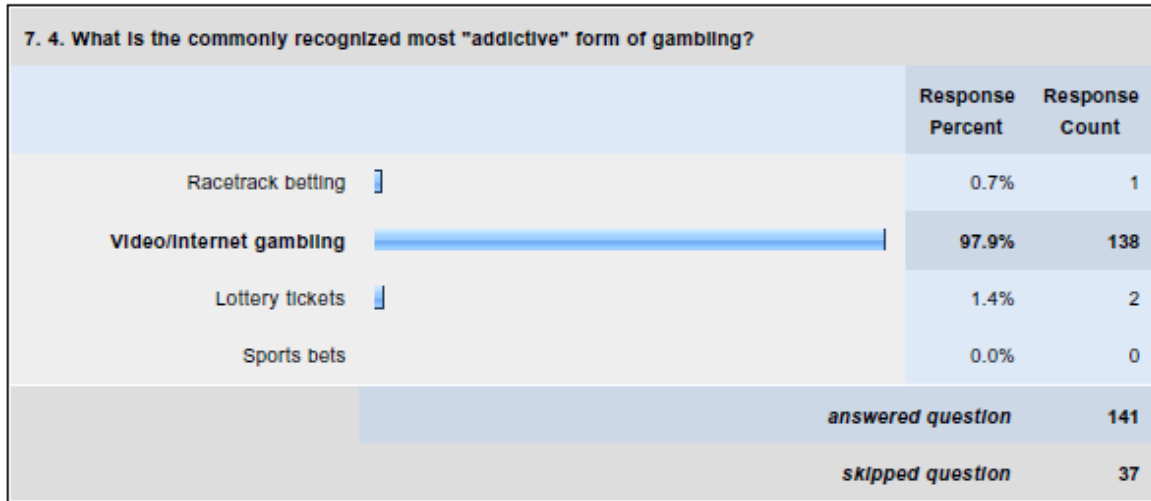
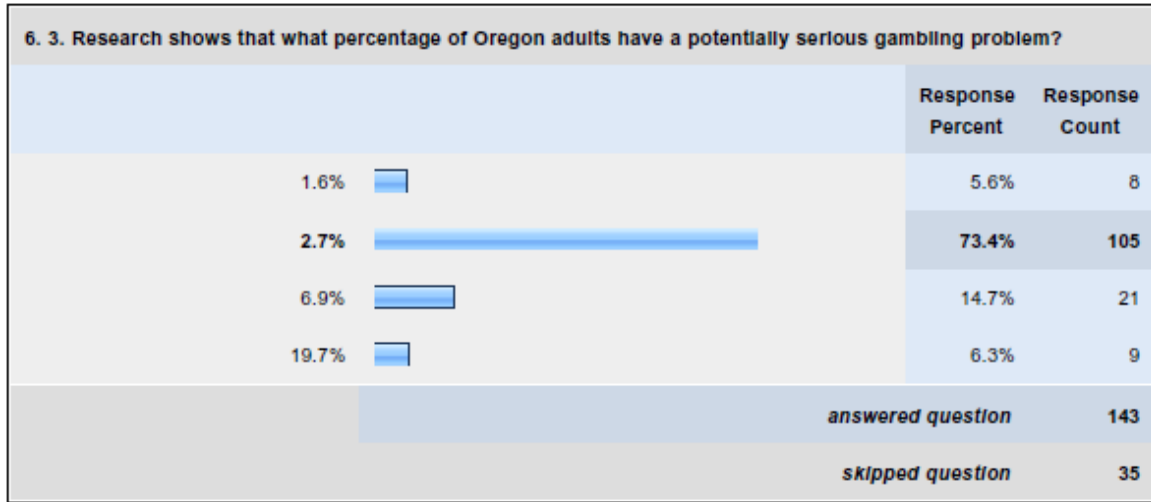
**Percent who reported knowledge increased “a little”: 36.6%**

**Percent who reported knowledge increased “a lot”: 62.9%**

4. 1. Which of the following would be considered "gambling":		
	Response Percent	Response Count
Playing a lotto scratch-off ticket	5.6%	8
Placing a \$1 bet on a football team	4.9%	7
Racing your friend home for a soda	0.0%	0
<b>All of these</b>	<b>89.5%</b>	<b>128</b>
<i>answered question</i>		<b>143</b>
<i>skipped question</i>		<b>35</b>

5. 2. Which would be most likely a sign of problem gambling behavior?		
	Response Percent	Response Count
<b>Gambling to win money back that's been lost through gambling</b>	<b>94.9%</b>	<b>130</b>
Setting limits on time and money spent	2.9%	4
Hoping to win but expecting to lose	1.5%	2
Occasional poker playing with friends	0.7%	1
<i>answered question</i>		<b>137</b>
<i>skipped question</i>		<b>41</b>

Exhibits | High School/College Evaluations Summary



Exhibits | High School/College Evaluations Summary

8. 5. What is the Oregon gambling help line number?		
	Response Percent	Response Count
1-877-MY-LIMIT	92.4%	133
1-888-LIMIT-ME	4.2%	6
1-877-0-GAMBLE	3.5%	5
1-877-CASINOO	0.0%	0
<i>answered question</i>		<b>144</b>
<i>skipped question</i>		<b>34</b>

9. 6. After seeing this presentation, would you say that your knowledge about problem gambling:		
	Response Percent	Response Count
Did not increase	0.6%	1
Increased a little	36.6%	64
Increased a lot	62.9%	110
Don't know	0.0%	0
<i>answered question</i>		<b>175</b>
<i>skipped question</i>		<b>3</b>

## Exhibits | High School/College Evaluations Summary

10. Age:		
	Response Percent	Response Count
9-11	0.0%	0
12-14	1.7%	3
15-17	15.4%	27
18-20	24.6%	43
21-24	46.9%	82
25-44	10.9%	19
45-64	0.6%	1
65+	0.0%	0
<i>answered question</i>		175
<i>skipped question</i>		3

11. Gender:		
	Response Percent	Response Count
Male	38.3%	67
Female	61.7%	108
<i>answered question</i>		175
<i>skipped question</i>		3

Exhibits | High School/College Evaluations Summary

12. Ethnicity:			
		Response Percent	Response Count
Caucasian		83.7%	144
Hispanic/Latino		1.2%	2
Asian		4.1%	7
Black/African American		4.1%	7
American Indian/Alaska Native		5.2%	9
Hawaiian or Pacific Islander		1.7%	3
<i>answered question</i>			172
<i>skipped question</i>			6

13. Hispanic:			
		Response Percent	Response Count
Yes		3.9%	4
No		96.1%	99
<i>answered question</i>			103
<i>skipped question</i>			75

14. Any other comments or suggestions?		Response Count
		54
<i>answered question</i>		54
<i>skipped question</i>		124

## Exhibits | High School/College Evaluations Summary

Response Text		
1	Just a bit long, good info, but could be done in under an hour. Maybe limit classroom reactions that are worthless?	Nov 18, 2008 5:45 PM
2	Julie you have gotten even better (your humor/your presentation) than you were last spring!!!	Nov 18, 2008 5:48 PM
3	Thanks!	Nov 18, 2008 5:48 PM
4	Most interesting class of the term!	Nov 18, 2008 5:49 PM
5	Great info, something I've never heard about!	Nov 18, 2008 5:51 PM
6	Great presentation! Sorry our class is warm and cozy during the sleepest time of day.	Nov 18, 2008 5:56 PM
7	I know about the subject pretty well already. Good job. Thanks. It was a hard classroom to present in.	Nov 18, 2008 6:15 PM
8	Great speaker. Thank you!	Nov 18, 2008 6:16 PM
9	I love gambling and make money doing it!	Nov 18, 2008 6:17 PM
10	Great presentation.	Nov 18, 2008 6:24 PM
11	Great job!	Nov 18, 2008 6:24 PM
12	Very informative. Thank you.	Nov 18, 2008 6:26 PM
13	I play scratch-off ticket once a month and I don't think it hurts me!	Feb 6, 2009 7:10 PM
14	Great speaker -- thanks!	Feb 6, 2009 7:11 PM
15	I never knew this job existed, you should spread the word!	Feb 6, 2009 7:12 PM
16	Thank you for coming and speaking to us. I am more aware. good luck with the future!	Feb 6, 2009 7:13 PM
17	Great presentation! Very informative and engaging.	Feb 6, 2009 7:14 PM
18	Good presentation!	Feb 18, 2009 9:19 PM
19	Good presentation	Feb 18, 2009 9:23 PM
20	Thank you!	Feb 18, 2009 9:25 PM
21	Way to go!	Feb 18, 2009 9:26 PM
22	Good presentation, charismatic and knowledgable	Feb 18, 2009 9:28 PM
23	Good job; good/useful info	Feb 18, 2009 9:30 PM
24	I really enjoyed the presentation! :-) No more gambling for me!!!	Feb 18, 2009 9:32 PM
25	Really good, informative	Feb 18, 2009 9:36 PM
26	Good presentation!	Feb 18, 2009 9:37 PM
27	Great lecture, I learned a lot. Thank you so much for your time!	May 15, 2009 8:53 PM
28	Great job! Thank you!	May 15, 2009 8:56 PM

## Exhibits | High School/College Evaluations Summary

Response Text		
29	She did a great job and presented in a fun, interactive manner.	May 15, 2009 8:56 PM
30	Great job!	May 15, 2009 10:11 PM
31	I like Julie!	May 15, 2009 10:13 PM
32	When talking about impulse control disorders said you "didn't get" trichotillomania -- I felt this was very unprofessional.	May 15, 2009 10:14 PM
33	Great job!	May 15, 2009 10:15 PM
34	Great speaker! She made it fun and interactive!	May 18, 2009 6:47 PM
35	Thank you for coming in. I enjoyed your presentation.	May 18, 2009 6:48 PM
36	Learned a lot about this topic. Thanks for your time to come speak to the class.	May 18, 2009 6:49 PM
37	No	May 18, 2009 6:54 PM
38	Fun game!	May 18, 2009 7:14 PM
39	I liked ho she got audience participation.	Jun 23, 2009 9:31 PM
40	People are unaware especially when it comes to how to help a friend with this problem. The key is education and prevention measures/action.	Jun 23, 2009 9:32 PM
41	Interactive parts (discussion/Deal or No Deal) helped maintain my attention vs. all lecture.	Jun 23, 2009 9:34 PM
42	Quality of slideshow is questionable, typos, not uniformly formatted	Jun 23, 2009 9:35 PM
43	Had fun playing Deal or No Dice	Jun 23, 2009 9:36 PM
44	Julie does a great job, and makes it interesting. Usually a 2 hour speaker would be very boring.	Jun 23, 2009 9:37 PM
45	Do you present information to HS students? If so, email me and we could set up an assembly for our incoming 9/10 graders or info to individual classes. Thx. Katie Christian - christian_k@4j.lane.edu	Jun 23, 2009 9:39 PM
46	i thought that is was great and didn't need anything more.	Jun 23, 2009 9:42 PM
47	More sticky-note prizes :)	Jun 23, 2009 9:46 PM
48	Awesome	Jun 23, 2009 9:47 PM
49	The game was great!	Jun 23, 2009 9:48 PM
50	It was a lot of fun and informational	Jun 23, 2009 9:48 PM
51	Very fun, I had a good time	Jun 23, 2009 9:49 PM
52	I had a good time.	Jun 23, 2009 9:50 PM
53	GOOD Job! Two thumbs up y'all!	Jun 23, 2009 9:50 PM
54	Very good and infomative	Jun 23, 2009 9:50 PM

Exhibits | Section B | Problem Gambling Trainings Evaluation Summary

2. Name of Training:			Response Percent	Response Count
Problem Gambling			53.6%	15
DHS Mini-Conference on Prevention			46.4%	13
<i>answered question</i>				28
<i>skipped question</i>				0

5. 1. Please rate your satisfaction with each of the following aspects of the overall training. (check one box on each line)					
	Very Dissatisfied	Somewhat Dissatisfied	Somewhat Satisfied	Very Satisfied	Response Count
Quality of the information you received	0.0% (0)	0.0% (0)	10.7% (3)	89.3% (25)	28
Relevance of the information to your work	0.0% (0)	0.0% (0)	35.7% (10)	64.3% (18)	28
Organization of the training	0.0% (0)	0.0% (0)	10.7% (3)	89.3% (25)	28
Sensitivity of the trainer(s) to the participants	0.0% (0)	0.0% (0)	0.0% (0)	100.0% (28)	28
Opportunity for questions/discussion	0.0% (0)	0.0% (0)	7.1% (2)	92.9% (26)	28
Handouts or materials	0.0% (0)	0.0% (0)	14.3% (4)	85.7% (24)	28
<i>answered question</i>					28
<i>skipped question</i>					0

What were the most and least helpful features of the training? (MOST)

1. 2. What were the most and least helpful features of the training? MOST	
	Response Count
	22
<i>answered question</i>	22
<i>skipped question</i>	6

Response Text		
1	Overall info & trainers	Jan 16, 2009 7:24 PM
2	Resource materials for clients	Jan 16, 2009 7:25 PM
3	Good info about resources for help. QPR - very simple and easy to understand.	Jan 16, 2009 7:28 PM
4	Knowledge & experience of trainers	Jan 16, 2009 8:11 PM
5	*Diverse information about different topics *All relevant to what I do on a daily basis	Jan 16, 2009 8:13 PM
6	Thought the preface for the suicide component of the conference was eye opening and relevant.	Jan 16, 2009 8:15 PM
7	*I loved the film on suicide prevention--loved information on web addresses *Question and answer	Jan 16, 2009 8:17 PM
8	All great info. Thank you.	Jan 16, 2009 8:18 PM
9	*PowerPoint *Speakers *Handouts	Jan 16, 2009 8:20 PM
10	Relation to A&D Field	Mar 23, 2009 6:22 PM
11	Video presenters were excellent.	Mar 23, 2009 6:25 PM
12	Tx information	Mar 23, 2009 6:26 PM
13	Knowledgeable presenter. Good background and experience. Good A-U (?)	Mar 23, 2009 6:28 PM
14	Everything. I really knew nothing and I now feel confident with the information I have been given.	Mar 23, 2009 6:29 PM
15	Science-based content re: brain function	Mar 23, 2009 6:31 PM
16	Use of visual aids, some were not totally visual due to color contrast.	Mar 23, 2009 6:35 PM
17	Being able to apply it in my work as an A&D counselor.	Mar 23, 2009 6:39 PM
18	Information and explanation of resources.	Mar 23, 2009 6:40 PM
19	How problem gambling is progressing and included in people who drink/use. Intervention programs.	Mar 23, 2009 6:48 PM
20	Had goodies available. Had a break. Opening our eyes to the reality of these topics in the here and now	Mar 23, 2009 6:51 PM
21	Addiction connections	Mar 23, 2009 6:54 PM
22	History of gambling and where it is going. What resources are available. The main difference with other addictions.	Mar 23, 2009 6:57 PM

Exhibits | Section B | Problem Gambling Trainings Evaluation Summary

1. LEAST	
	<b>Response Count</b>
	10
	<i>answered question</i> 10
	<i>skipped question</i> 18

Response Text		
1	Handouts	Jan 16, 2009 7:24 PM
2	Information about coalitions (not the efforts/strategies, just that they are only in a few communities).	Jan 16, 2009 7:28 PM
3	Time commitment	Jan 16, 2009 8:11 PM
4	More info about healthy babies/healthy families when time permits.	Jan 16, 2009 8:13 PM
5	Didn't have any dissatisfaction	Jan 16, 2009 8:17 PM
6	I would think this could be expanded to a whole day maybe 2-3.	Mar 23, 2009 6:35 PM
7	State has little accountability: If there is so much revenue coming from gambling-lottery-casinos why isn't the money for education and schools funding available? Who is tracking this?	Mar 23, 2009 6:48 PM
8	To answer questions with questions	Mar 23, 2009 6:51 PM
9	Maybe just a bit too much of the history (see below). Handouts were hard to read; poor contrast & too small.	Mar 23, 2009 6:54 PM
10	Brain slides--maybe more cognitive discussion.	Mar 23, 2009 6:57 PM

1. 3. In what ways could this training be improved?

Response Text		
1	More handouts	Jan 16, 2009 7:24 PM
2	If we had more time for each subject. All topics could have a full day training on their own.	Jan 16, 2009 7:25 PM
3	Maybe more information to address responding to problem drinking/underage drinking in particular.	Jan 16, 2009 7:28 PM
4	THC stays in system. More research marijuana does affect baby. If father uses before or when conceived can cause SIDS--if mother uses when breastfeeding, baby has 8x stronger THC level.	Jan 16, 2009 8:10 PM
5	Maybe longer so more info can be included in the topics.	Jan 16, 2009 8:13 PM
6	Longer	Jan 16, 2009 8:17 PM
7	No complaints.	Jan 16, 2009 8:18 PM
8	Try to give examples of clients in TANF with the focus of prevention.	Jan 16, 2009 8:20 PM
9	Excellent facilitators/trainers.	Mar 23, 2009 6:29 PM
10	More science	Mar 23, 2009 6:31 PM
11	Drawing a parallel between co-addiction. More psychological material. More time on prevention.	Mar 23, 2009 6:35 PM
12	More on helping and referring cts.	Mar 23, 2009 6:36 PM
13	More time on actual Tx.	Mar 23, 2009 6:38 PM
14	Don't know. This was 1st time for me. Pretty good info.	Mar 23, 2009 6:48 PM
15	Have cold beverages available as well as hot. Have room temp a little lower?	Mar 23, 2009 6:51 PM
16	More info on the co-concurrence-signs, different characteristics, different needs of gambler vs A/D for Tx. More effects on younger children.	Mar 23, 2009 6:54 PM
17	More of the cognitive attributes to gambling. Also maybe more on the Tx plans.	Mar 23, 2009 6:57 PM

Exhibits | Section B | Problem Gambling Trainings Evaluation Summary



**9. 4. How much new information or ideas did you receive in the training? (check one)**

	Response Percent	Response Count
No New Info/Ideas	0.0%	0
A Little New Info/Ideas	4.3%	1
Some New Info/Ideas	43.5%	10
<b>A Lot of New Info/Ideas</b>	<b>52.2%</b>	<b>12</b>
<i>answered question</i>		23
<i>skipped question</i>		5




**10. 5. How likely are you to use the information and/or ideas that you received in the training? (check one)**

	Response Percent	Response Count
Not at All Likely	4.3%	1
Not Very Likely	0.0%	0
<b>Somewhat Likely</b>	<b>47.8%</b>	<b>11</b>
<b>Very Likely</b>	<b>47.8%</b>	<b>11</b>
<i>answered question</i>		23
<i>skipped question</i>		5



Exhibits | Section B | Problem Gambling Trainings Evaluation Summary



11. 6. Overall, how satisfied are you with the training? (check one)		
	Response Percent	Response Count
Very Dissatisfied	0.0%	0
Somewhat Dissatisfied	0.0%	0
Somewhat Satisfied 	4.3%	1
Very Satisfied 	95.7%	22
<i>answered question</i>		23
<i>skipped question</i>		5



12. 7. Please write in any additional comments or suggestions that you may have.		Response Count
		6
<i>answered question</i>		6
<i>skipped question</i>		22

13. Age:		
	Response Percent	Response Count
15-17	0.0%	0
18-20	0.0%	0
21-24	0.0%	0
25-44 	70.0%	7
45-64 	20.0%	2
65+ 	10.0%	1
<i>answered question</i>		10
<i>skipped question</i>		18

Exhibits | Section B | Problem Gambling Trainings Evaluation Summary

14. Gender:			Response Percent	Response Count
Male			20.0%	2
Female			80.0%	8
<i>answered question</i>				10
<i>skipped question</i>				18



15. Ethnicity:			Response Percent	Response Count
Caucasian			88.9%	8
Hispanic/Latino			0.0%	0
Asian			0.0%	0
Black/African American			0.0%	0
American Indian/Alaska Native			11.1%	1
Hawaiian or Pacific Islander			0.0%	0
<i>answered question</i>				9
<i>skipped question</i>				19

16. Hispanic:			Response Percent	Response Count
Yes			11.1%	1
No			88.9%	8
<i>answered question</i>				9
<i>skipped question</i>				19

Exhibits | Section B | Problem Gambling Advisory Committee Annual Survey Summary

n=5

**2009 Problem Gambling Advisory Committee Survey**

1. What has been your <u>primary</u> reason for coming to Problem Gambling Advisory Committee meetings?		
	Response Percent	Response Count
Networking opportunity 	20.0%	1
Training & learning opportunity	0.0%	0
<b>Interested in working with a group on local problem gambling issues</b> 	<b>80.0%</b>	<b>4</b>
Want to share my personal experiences/expertise	0.0%	0
Opportunity to belong to a local community group	0.0%	0
Just curious	0.0%	0
Not applicable (I haven't been to a meeting yet)	0.0%	0
Other (please specify)	0.0%	0
<i>answered question</i>		<b>5</b>
<i>skipped question</i>		<b>0</b>

Exhibits | Section B | Problem Gambling Advisory Committee Annual Survey Summary

2009 Problem Gambling Advisory Committee Survey

1. Please rate which of these do you believe to be most important for the committee to address?						
	Most Important/Top Priority	Very Important	Somewhat Important	Not very Important	Not at All Important/Lowest Priority	Rating Average
Specific efforts affecting general COMMUNITY awareness	60.0% (3)	40.0% (2)	0.0% (0)	0.0% (0)	0.0% (0)	1.5
Specific efforts affecting YOUTH prevention	80.0% (4)	20.0% (1)	0.0% (0)	0.0% (0)	0.0% (0)	1.5
Specific efforts affecting OTHER populations (e.g., seniors, minorities, etc.)	0.0% (0)	60.0% (3)	40.0% (2)	0.0% (0)	0.0% (0)	2.5
Addressing local policies (social gaming, etc.)	20.0% (1)	60.0% (3)	20.0% (1)	0.0% (0)	0.0% (0)	2.5
Partnering with other groups to address problem gambling	20.0% (1)	80.0% (4)	0.0% (0)	0.0% (0)	0.0% (0)	1.5
Advising Lane County problem gambling prevention staff on its program efforts	0.0% (0)	80.0% (4)	0.0% (0)	20.0% (1)	0.0% (0)	2.5
Helping me know what I can do to help address problem gambling	0.0% (0)	20.0% (1)	80.0% (4)	0.0% (0)	0.0% (0)	2.5
Training/skill development to OUR members	0.0% (0)	40.0% (2)	60.0% (3)	0.0% (0)	0.0% (0)	2.5
Offering local trainings to OTHER groups/agencies	0.0% (0)	60.0% (3)	20.0% (1)	20.0% (1)	0.0% (0)	2.5
Other (please specify)						
<i>answered question</i>						
<i>skipped question</i>						

Other (please specify)		
1	The Lane county prevention staff do not need an advise from me. They do a bang-up job	Jun 9, 2009 7:28 PM

Exhibits | Section B | Problem Gambling Advisory Committee Annual Survey Summary



**2009 Problem Gambling Advisory Committee Survey**

**1. Preface: At the June 2009 meeting, Problem Gambling Advisory Committee members expressed interest in becoming a part of Lane County's Mental Health Advisory Committee/Local Alcohol and Drug Planning Committee (MHAC/LADPC).**

*Problem gambling is the only topic that is part of the required Mental Health & Addictions Implementation Plan that does not also have formal representation on the MHAC/LADPC (the MHAC/LADPC currently has three subcommittees: mental health, alcohol/drug, and developmental disabilities).*

*The MHAC/LADPC is a state-mandated committee and advises the Director of Health & Human Services on key alcohol/drug and mental health issues in Lane County.*

**On what level would you support the ceasing of the Lane County Problem Gambling Advisory Committee in favor of forming a problem gambling subcommittee of the Lane County MHAC/LADPC?**

	Response Percent	Response Count
Not at all supportive	0.0%	0
Not very supportive	0.0%	0
Neutral/Don't Know 	25.0%	1
Supportive	0.0%	0
<b>Very supportive</b> 	<b>75.0%</b>	<b>3</b>
Feel free to add your comments here:		2
<i>answered question</i>		<b>4</b>

Feel free to add your comments here:		
1	My Hope would be that gambling would start to be seen as important an issue as other mental health and addiction issues. I also hope that gambling problems would have a Larger voice in the community.	Jun 9, 2009 7:28 PM
2	If most feel it is best ... What is best for the community?	Jun 10, 2009 4:49 AM

**1. What comments or suggestions do you have to improve our committee in the coming year?**

	Response Count
	2
<i>answered question</i>	
	2
<i>skipped question</i>	
	3

Response Text		
1	Definitely keep Julie and Ronda around!!!	Jun 10, 2009 3:04 AM
2	The time of the meetings this year has been difficult for me	Jun 10, 2009 4:49 AM